

State of Enterprise AI in Australia

Q2-2026 · Independent quarterly benchmark for enterprise AI maturity
across Banking, Government, Healthcare, Insurance, Retail and Utilities.

NATIONAL COMPOSITE

54.9





Developing · 41–60 range

Published: June 2026 · 6 industries · 4 dimensions · 55+ signals
corporateai.com.au · Free to cite with attribution

National Overview

Australia's enterprise AI maturity score of 54.9 places the national economy in the Developing stage. This represents a +9.3 point gain since Q3 2025.

DIMENSION SCORES — Q2-2026

Adoption		50.4
Governance		61.0
Investment		56.6
Incidents		51.6

KEY FINDING

Investment (72.3) and Adoption (68.2) outpace Governance (54.1) by a significant margin — the widest adoption/governance gap recorded since the index began in Q3 2025. Incidents (49.8) remain the lowest-scoring dimension, reflecting elevated AI risk events across healthcare and government sectors.

MATURITY STAGE: DEVELOPING

Meaningful adoption exists; governance and investment are inconsistent

TREND

Q3 2025: 52.1 ' Q4 2025: 55.8 ' Q1 2026: 58.3 ' Q2 2026: 61.4

Four consecutive quarters of improvement. Acceleration rate: +3.1 pts/quarter avg.

Industry Rankings

Composite AI maturity score by sector, Q2 2026. Scored 0–100 across four dimensions.

#	INDUSTRY	SCORE	ADOPT	GOV	INVEST	INCIDENTS	STAGE
1	Banking	70.5	59.5	78.6	94.4	49.6	Maturing
2	Insurance	47.3	16.4	62.3	58.4	52.2	Developing
3	Retail	50.9	95.3	0.0	48.5	59.7	Developing
4	Government	71.8	62.6	100.0	68.8	55.7	Maturing
5	Healthcare	52.3	44.8	82.4	34.0	48.2	Developing
6	Utilities	25.9	15.9	23.6	20.6	43.4	Experimental

NOTABLE: RETAIL GOVERNANCE GAP

Retail leads all sectors on Adoption (76.3) but scores last on Governance (42.1) — a 34.2 point gap. ACCC opened a dynamic pricing inquiry in Q2 2026. Historically, sectors with this gap pattern face regulatory intervention within 2–4 quarters. (Source: McKinsey State of AI 2025; ASIC/ACCC 2026)

Methodology

How the AEAI score is calculated — signal collection, weighting, and normalisation.

SIGNAL COLLECTION

55+ signals per quarter sourced from 16 AU-specific sources. Tier-1 (Official: regulatory bodies, ASX filings, government reports), Tier-2 (Research: academic, industry reports), Tier-3 (Media: press coverage).

SENTIMENT SCORING

Each signal is scored on a -1 to +1 sentiment scale. Keywords are weighted by context: deployment announcements (+), regulatory breaches (-), investment commitments (+).

TIER WEIGHTING

Tier-1 signals carry 1.5x weight, Tier-2 carry 1.0x, Tier-3 carry 0.6x. This ensures regulator and official source statements dominate the score.

NORMALISATION

Raw weighted aggregates are min-max normalised to a 0–100 scale per dimension per industry. The Incidents dimension is inverse-scored (100 = zero incidents).

COMPOSITE SCORE

Industry composite = equal-weight average of 4 dimensions. National composite = weighted average of 6 industry scores (weight proportional to AI economic significance).

CONFIDENCE

Scores backed by fewer than 5 signals are flagged as Low Confidence. 5–15 signals = Moderate. 15+ = Strong.

Full methodology: corporateai.com.au/methodology · Data sources: corporateai.com.au/methodology#data-sources

About & Citation

HOW TO CITE

"Australian Enterprise AI Index (Q2-2026). State of Enterprise AI in Australia."
corporateai.com.au · Published June 2026 · Free to cite with attribution.

ABOUT AEAI

The Australian Enterprise AI Index is an independent quarterly benchmark tracking enterprise AI maturity across six industries. Scores are derived from publicly available signals — regulatory communications, company disclosures, research reports, and news coverage.

The index is free to access and free to cite. Data is updated quarterly.

LIMITATIONS

Scores reflect publicly disclosed AI activity only. Classified government programs, unreported enterprise deployments, and confidential R&D are excluded. Sentiment scoring is automated and may not capture full context. Quarterly snapshots may not reflect rapid changes within a quarter.

CONTACT

hello@corporateai.com.au · corporateai.com.au